

# Test Report



Report No. A2230007151101001

Page 1 of 18

Applicant SOLAX POWER NETWORK TECHNOLOGY (ZHEJIANG) CO.,LTD.

Address NO.288,SHIZHU ROAD, TONGLU ECONOMIC DEVELOPMENT ZONE,  
TONGLU CITY, ZHEJIANG PROVINCE, 310000 P. R. CHINA

**The following sample(s) and sample information was/were submitted and identified by/on the behalf of the client**

Sample Name T-BAT-SYS-HV-S2.5

Type Reference model: T-BAT HS5.0、T-BAT HS7.5、T-BAT HS10.0、  
T-BAT HS12.5、T-BAT HS15.0、T-BAT HS17.5、T-BAT HS20.0、  
T-BAT HS22.5、T-BAT HS25.0、T-BAT HS27.5、T-BAT HS30.0、  
T-BAT HS32.5

Customer declaration: samples of the above listed models/lots are the same in material, workmanship, manufacturer, etc., and are made of the same material.

CTI is requested to provide relevant information on the sample test report.

Size 510\*365\*157+510\*365\*152 +510\*365\*80

Ponderance 10+29kg+2kg

Sample Receiving State Normal

Sample Received Date Jan. 6, 2023

Testing Period Jan. 6, 2023-Jan. 31, 2023

Approved by Michael

Date Feb. 6, 2023

Michael. Hong  
Approved Signatory

Centre Testing International (Hangzhou) Co., Ltd.

No. R729A02732  
Ground Floor, Building 5, No.266, Chutian Road, Zhongsheng Industrial Park, Binjiang District, Hangzhou City, Zhejiang Province.



# Test Report

Report No. A2230007151101001

Page 2 of 18

**Test Requested**

No.	Test Item
1	Vibration test (No packaging)
2	Random vibration test (No packaging)
3	Random vibration test (package)

**Test Result(s):** Please see the following pages.

## Test Report


Report No. A2230007151101001

Page 3 of 18


### Tested Sample(s)

Sample No.	Sample Name	Type	Quantity
A2230007151101001	T-BAT-SYS-HV-S2.5	T-BAT-SYS-HV- S2.5	1pc

### Sample Photo(s)




A2230007151101001 (package)



# Test Report

Report No. A2230007151101001

Page 4 of 18



A2230007151101001 (No packaging)

# Test Report

Report No. A2230007151101001

Page 5 of 18

**Test Item1: Vibration test (No packaging)****1. Test Equipment**

Equipment Name	Model
Vibration Machine 6T	ES-60WLS3-445

**2. Environmental Conditions**

Temperature: (15~35) °C; Humidity: (25~75)%RH

**3. Test Standard: IEC 60068-2-6:2007****4. Test Condition**

Frequency (Hz)	Acceleration (m/s <sup>2</sup> )	Amplitude (mm)	Test Direction	Test duration
10-58	/	0.075	X、Y、Z	10cycles/axis
58-150	10	/		
Sweep rate: 1oct/min				

**5. Test Result(s)**


Sample No.	Test Result(s)
A2230007151101001	After the test, there was no visible mechanical damage on the sample by visual inspection.

# Test Report

Report No. A2230007151101001

Page 6 of 18

**Test Photo(s)**



X

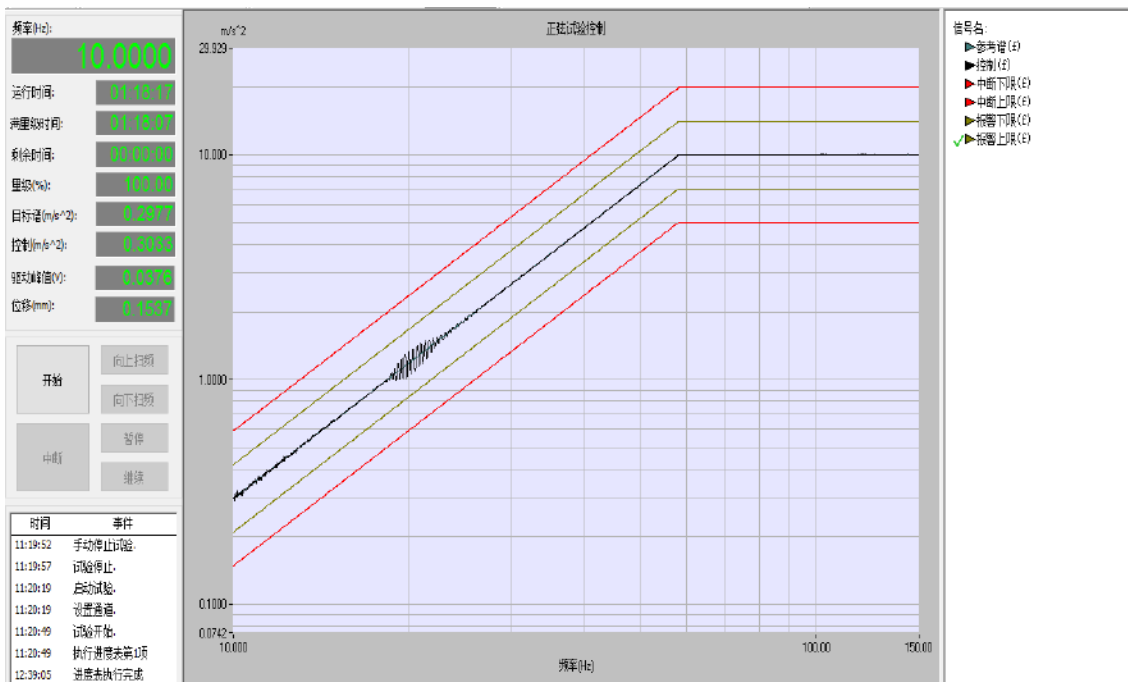


Y

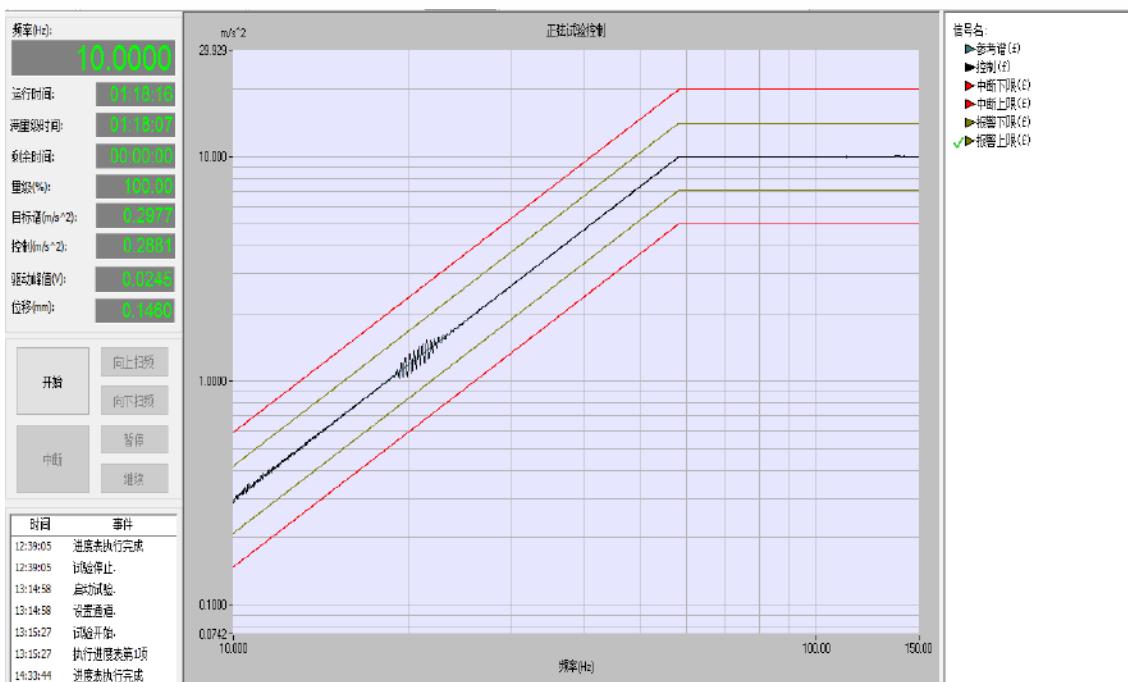


Z

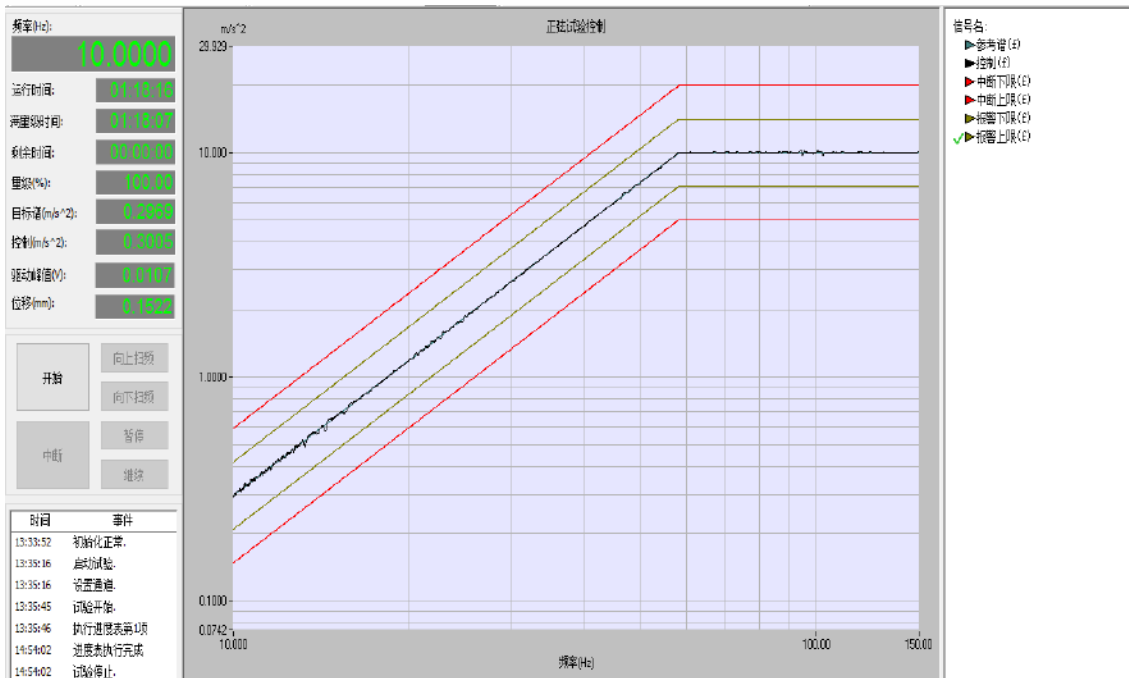
### Test Curve



X



Y



Z



# Test Report

Report No. A2230007151101001

Page 9 of 18

**Test Item2: Random vibration test (No packaging)****1. Test Equipment**

Equipment Name	Model
Vibration Machine 6T	ES-60WLS3-445

**2. Environmental Conditions**

Temperature: (15~35) °C; Humidity: (25~75)%RH

**3. Test Standard: IEC 60068-2-64:2008****4. Test Condition**

Frequency (Hz)	PSD(( m/s <sup>2</sup> ) <sup>2</sup> /Hz)	Test direction	Test duration	g rms ( m/s <sup>2</sup> )
10	0.022	X、Y、Z	1h/axis	7.0
30	0.2			
200	0.2			
500	0.0052			

**5. Test Result(s)**

Sample No.	Test Result(s)
A2230007151101001	After the test, there was no visible mechanical damage on the sample by visual inspection.

# Test Report

Report No. A2230007151101001

Page 10 of 18

## Test Photo(s)



X

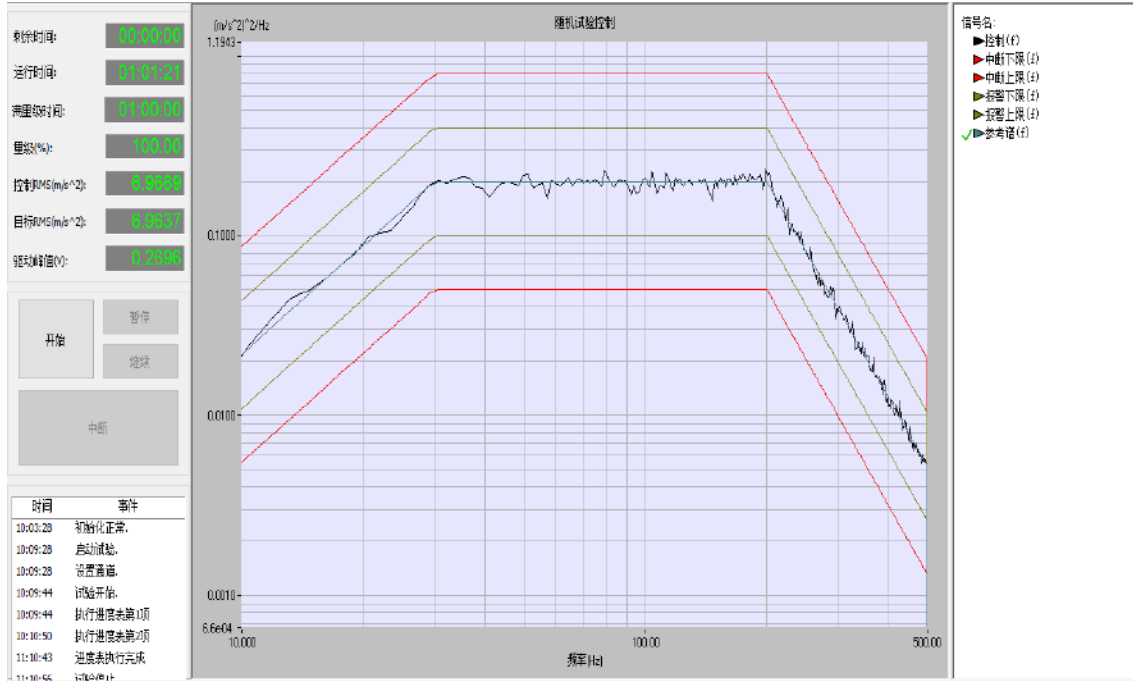


Y

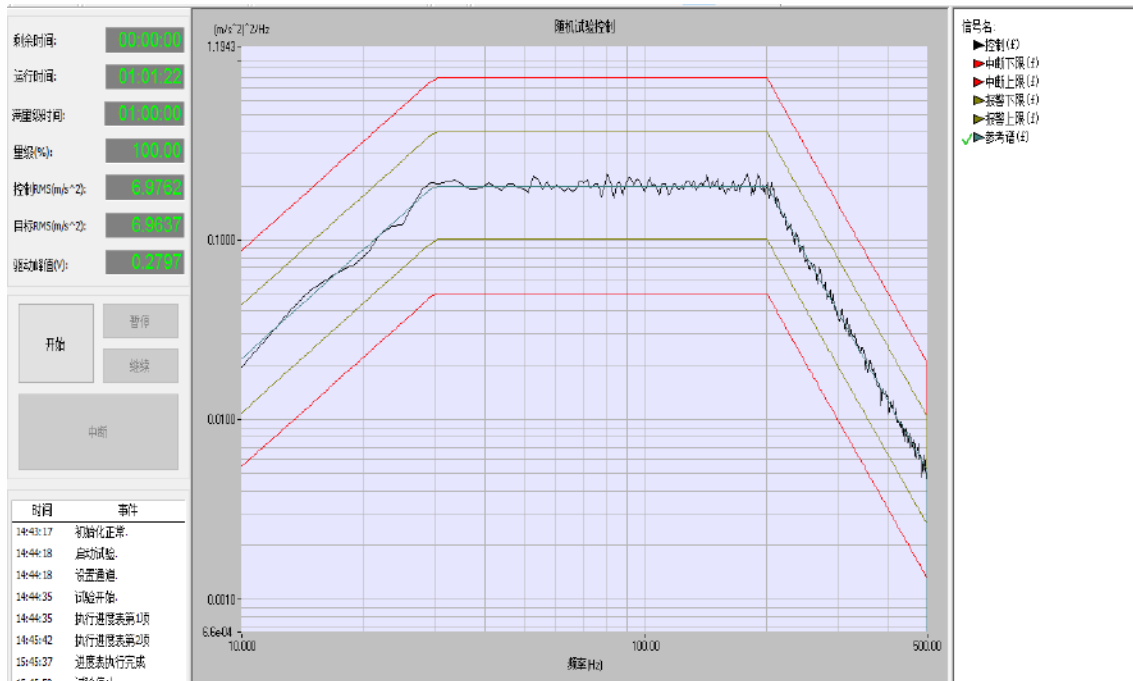


Z

### Test Curve



X

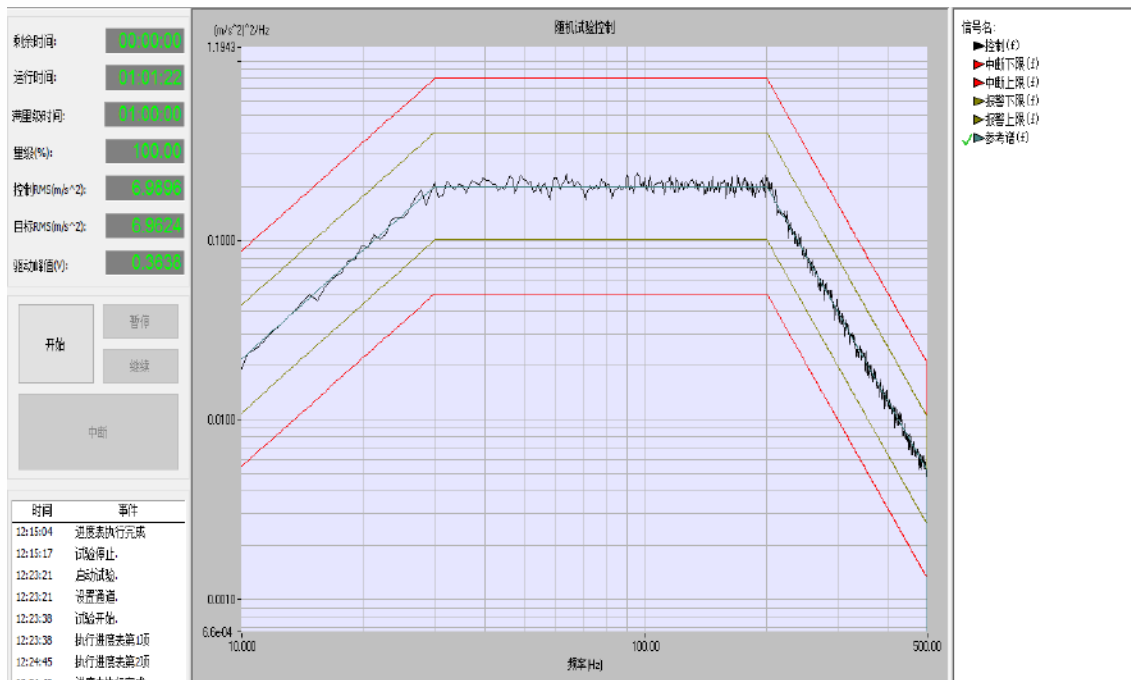


Y

## Test Report

Report No. A2230007151101001

Page 12 of 18



Z

# Test Report

Report No. A2230007151101001

Page 13 of 18

**Test Item3: Random vibration test (package)****1. Test Equipment**

Equipment Name	Model
Vibration Machine 6T	ES-60WLS3-445

**2. Environmental Conditions**

Temperature: (15~35) °C; Humidity: (25~75)%RH

**3. Test Standard: IEC 60068-2-64:2008****4. Test Condition**

Frequency (Hz)	PSD(( m/s <sup>2</sup> ) <sup>2</sup> /Hz)	Test direction	Test duration	g rms (m/s <sup>2</sup> )
10	1.0	X、Y、Z	30min/axis	18.7
10	1.0			
200	1.0			
500	0.3			

**5. Test Result(s)**

Sample No.	Test Result(s)
A2230007151101001	After the test, there was no visible mechanical damage on the sample by visual inspection.

# Test Report

Report No. A2230007151101001

Page 14 of 18

**Test Photo(s)**



X

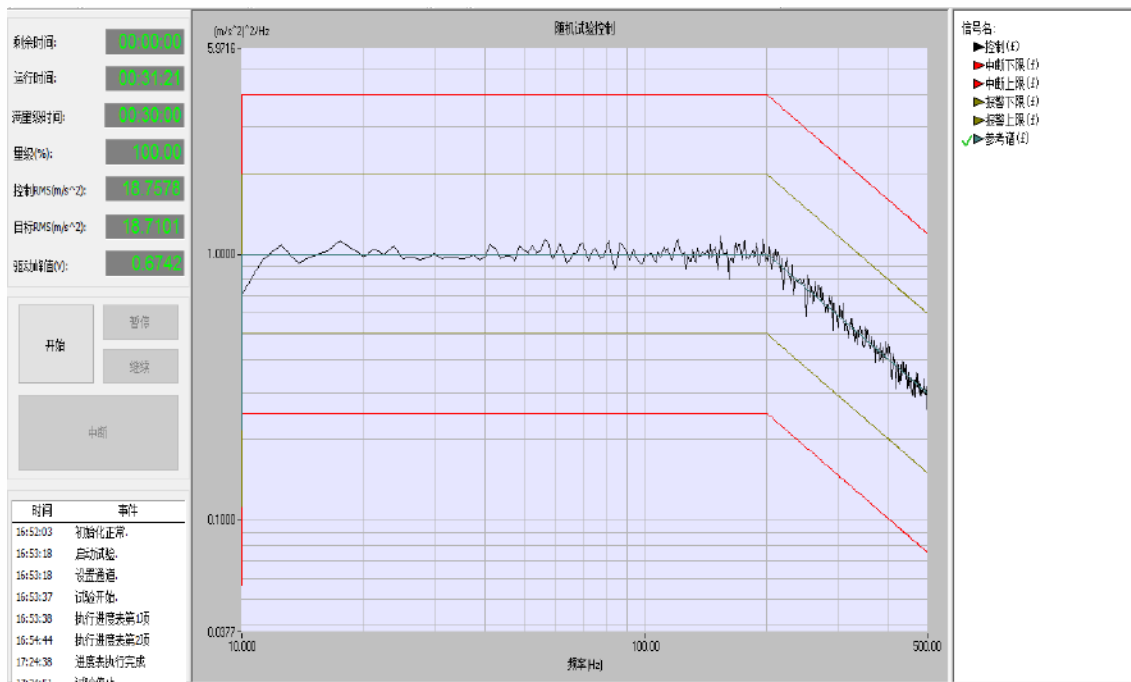


Y

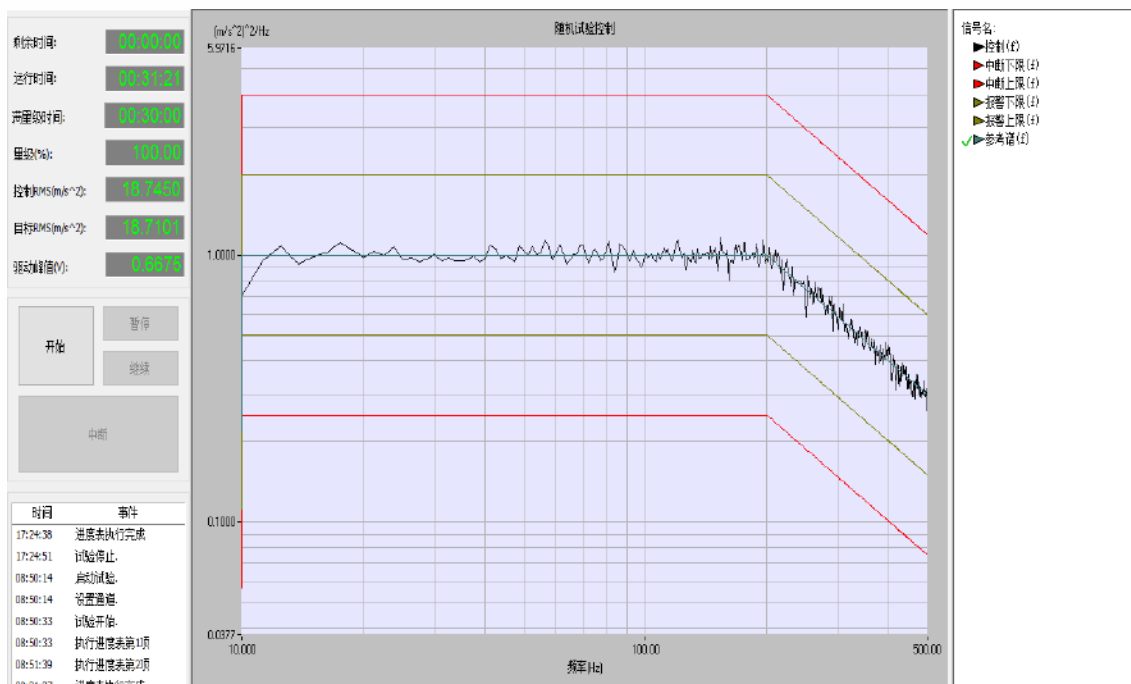


Z

### Test Curve



X

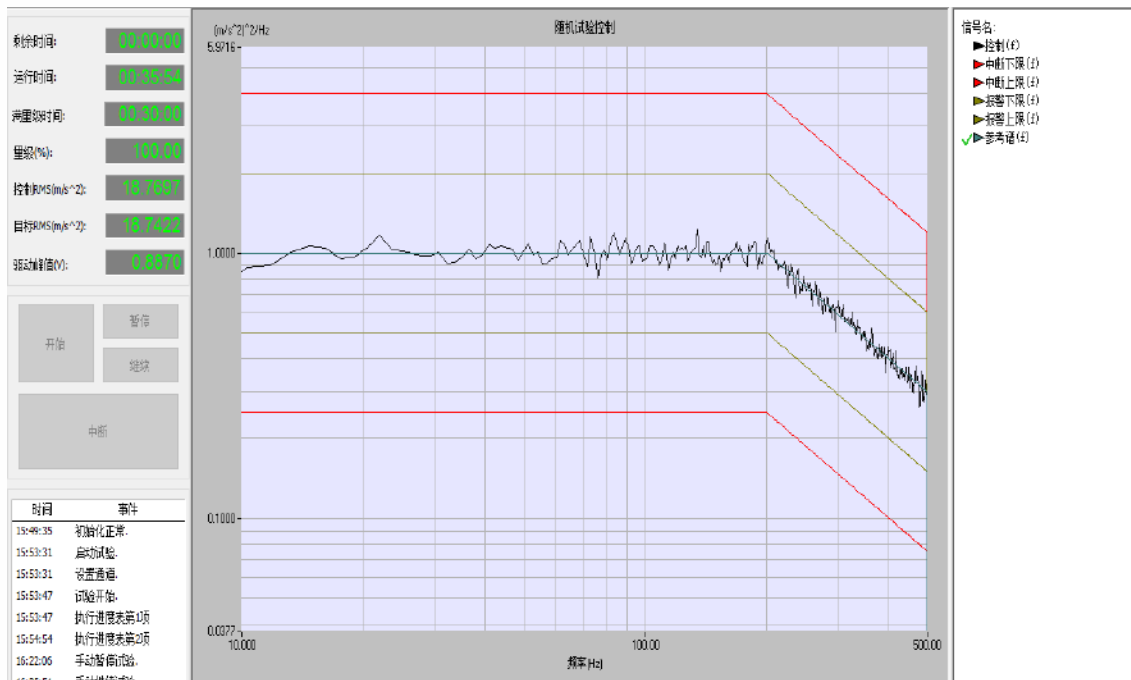


Y

## Test Report

Report No. A2230007151101001

Page 16 of 18



Z




# Test Report


Report No. A2230007151101001

Page 17 of 18

## Sample Photo(s) after the test




A2230007151101001 (package)



# Test Report

Report No. A2230007151101001

Page 18 of 18



A2230007151101001 (No packaging)

Statement:

- 1.This report is considered invalid without approved signature, special seal and the seal on the perforation;
- 2.Company Name and Address shown on Report, the sample(s) and sample Information was/were provided by the applicant who should be responsible for the authenticity which CTI hasn't verified;
- 3.The result(s) shown in this report refer(s) only to the sample(s) tested;
- 4.Without written approval of CTI, this report can't be reproduced except in full;
- 5.In case of any discrepancy between the English version and Chinese version of the testing reports(if generated), the Chinese version shall prevail.

\*\*\* End of Report \*\*\*